

TEL. 9575997, 9567298, 9554725

JANATA BANK LIMITED

For Previous Rate Sheet Click

PABX-575,

TREASURY DEPARTMENT

<https://goo.gl/URA0t4>

Mail: fxdeal@janatabank-bd.com

HEAD OFFICE, DHAKA

Exchange Rate Circular - 28

**INDICATIVE ONLY: Rates may vary in the**

DATE : 09 Feb 2020

EFFECTIVE DATE: 09 Feb'2020

same day

Sunday

A) CROSS RATE OF N.Y CLOSING &amp; S.E. ASIAN MARKETS AS ON 07/02/2020

	GBP/USD	EUR/USD	USD/JPY	USD/C.DLR	USD/S.FRA	AUD/USD
SELLING	1.2894	1.0947	109.7200	1.3311	0.9777	0.6673
BUYING	1.2891	1.0943	109.7500	1.3312	0.9780	0.6672

B) JANATA BANK LTD'S CASH

CURRENCY &amp; T.C TO PUBLIC TK PER UNIT OF FOREIGN CURREN

SELLING	CURRENCY	BUYING	SELLING	CURRENCY	BUYING
88.0000	US Dollar	87.0000	23.6000	Saudi Riyal	22.7000
111.7000	G. B. Pound	110.0000	24.0000	UAE. Dirham	23.0000
95.0000	Euro	92.7000	20.7000	MAL.Ringit	19.4000
59.7000	Aus. Dollar	57.7000	1.2600	Indian Rupee	1.2000

BE SAME AS SELLING T.T.&amp; O.D AND BUYING O.D. TRANSFER

C)	SELLING		NAME OF CURRENCY	BUYING			
	T.T.& O.D.	B.C.		T.T.CLEAN	T.T.DOC	O.D.SIGHT EXP.BILLS	O.D. TRANSFER
	84.9500	84.9500	US Dollar	84.2000	84.1500	84.1000	83.9000
	110.4663	110.6050	G. B. POUND	109.1641	108.8481	108.6294	108.1908
	95.1844	95.3173	EURO	93.8529	93.5044	93.2839	92.4134
	0.7964	0.8018	JP.YEN	0.7753	0.7685	0.7672	0.7645
	65.8217	65.9654	CAN.DLR	65.7074	65.5343	65.3386	64.7329
	87.5320	87.7026	SWISS.FRANC	86.8667	86.6746	86.5919	86.4891
	222.7782	223.3427	OMANIAN RIYAL	219.1558	218.9221	218.2800	217.9579
	11.0000	11.4237	H.K.DLR	10.9133	10.9017	10.8698	10.8380
	62.8038	64.2754	SING.DLR	62.9916		62.7489	61.1111
	2.7333	2.7443	THI.BAHT	2.7037		2.6929	2.6850
	20.6690	20.7262	MAL.RINGIT	20.4611		20.3797	20.3200
	23.3010	23.3092	UAE.DIRHAM			22.9816	22.9143
	22.8152	22.8732	SAUDI RIYAL			22.5019	22.4400
	23.4842	23.9360	QATAR RIYAL				22.7013
	284.5687	284.8674	KUWAIT DINAR				276.0000
	224.1653	224.2450	BAHRAIN DINAR				219.1413
	12.9685	13.1795	CHINESE YUAN				11.5000

D) USANCE RATE:	30 DAYS	60 DAYS	90 DAYS	120 DAYS	150 DAYS	180 DAYS
US Dollar	83.5988	83.1077	82.6165	82.1253	81.6342	81.1430
G. B. POUND	107.9926	107.3558	106.4461	106.0822	105.4454	104.8087
EURO	92.7364	92.1889	91.4068	91.0940	90.5465	89.9990

E) FORWARD RATE:		1 MONTH	2 MONTHS	3 MONTHS	6 MONTHS	1 YEAR
SELLING	US Dollar	86.0894	86.5287	86.9181	88.2861	0.0000
BUYING	US Dollar	85.0982	85.1964	85.4946	85.6893	0.0000


F) NFCD INTT RATE, EFFECT ON: 01.02.2020 To 15.02.2020	1 MONTH	3 MONTHS	6 MONTHS	12 MONTHS
US Dollar	1.39525	1.52713	1.52925	1.59713
G. B. POUND	0.37975	0.45088	0.50150	0.56375
EURO	0.00000	0.00000	0.00000	0.00000


G) LIBOR AS ON 07/02/2020, 60 DAYS 1.72375 90 DAYS 1.73088 180 DAYS 1.74038


H) INDICATIVE RATE OF 01 SDR, USD WITH NTL, CUR OF ACU MEMBERS AS IMF RATE 08/02/2020	IN.RS	N.RS	SL.RS	PK.RS	BD TK	USD
USD 1	71.8255	115.5298	183.7932	141.2615	84.5800	
SDR 1	98.4649	158.3787	251.9603	193.6540	115.9499	1.3709


IN CASE OF AUS. DOLLAR CASH RATE WILL BE USED FOR T.T ALSO

Rates mentioned in row C, D, E and F are applicable only for bank's own customers.

  
Md. Nur Islam  
PO  
Prepared By

  
H.M.O.F AL Foysal  
PO  
Checked By

  
Syeda Hasinatu Jannat  
SPO  
Authorised Signature

  
Md. Tofazzal Hossain  
DGM  
Authorised Signature